


CX/CZ

CAPTIVE COMPONENT GLAND™

for Braided and Steel Tape Cable



Features and Benefits

- For outdoor use.
- Two piece handling, no loose parts.
- Freely rotating captive cone and cone ring, providing an armour clamp and earth bond without twisting the armouring.
- Patented disconnect armoured clamp system for ease of inspection.
- Provides a seal on the outer sheath of the cable sealing to IP66.
- Precision manufactured from high quality brass (nickel plated).

Technical Data

Type:	CX/CZ
Gland Material:	Brass (Nickel Plated) BS 2874, EN 12164, Stainless Steel 316
Seal Material:	Thermoset Elastomer
Cable Type:	Braid, Steel Tape Armour
Armour Clamping:	Captive Rotating Cone and Cone Ring
Sealing Area:	Outer Sheath
Optional Accessories:	Adaptor, Earth Tag, Locknut, Reducer, Serrated Washer and Shroud

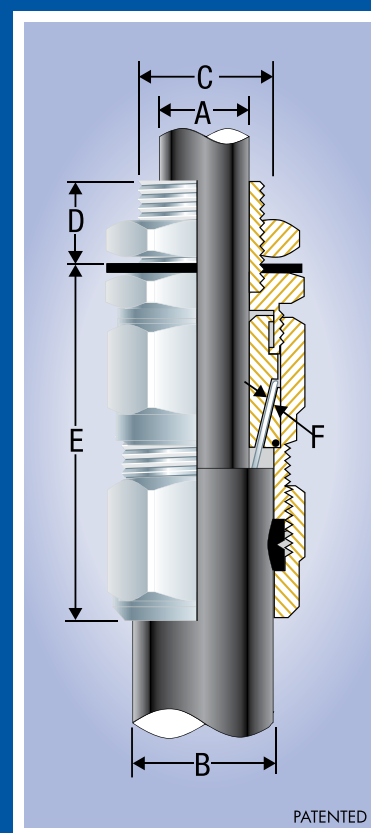
Standards and Certifications

Design Standards:	BS 6121 Part 1, EN 50262, IEC 62444
Certification:	
Marine:	09-SG435709A/1-PDA
IEC 62444	MASC 11-303
Mechanical Properties:	Impact Category 8 Anchorage Type C
Electrical Properties:	Category A (no earth tag) Category B (with earth tag)
Operating Temperature:	-20°C to 125°C
Ingress Protection IEC60529:	IP66 ~ MASC 11-263



Installation Standards

- AS/NZS 3000
- BS 6121-5
- BS 7671
- BS 7430
- IEC 60364-5-54
- SANS 0142

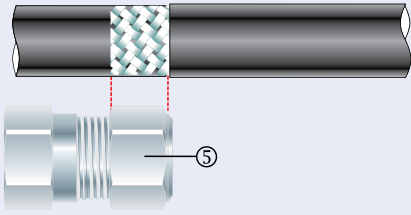


PATENTED

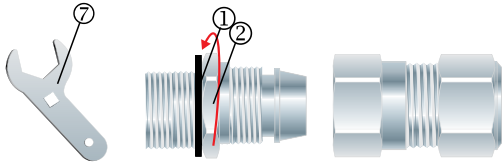
Product Code	Gland Size Reference	Metric Entry Thread		Cable Detail			Maximum Length 'E'	Braid/STA Thickness		Hexagonal Detail		Installation Torque Nm
		'C'	Min 'D'	Max 'A'	Min 'B'	Max 'B'		Min 'F'	Max 'F'	Max 'Flats'	Max 'Crns'	
051300	00-20ss	M20x1.5	10	8.0	8.0	13.5	55.0	0.20	0.85	24.0	27.0	35.0
0513-0	0-20s	M20x1.5	10	12.0	11.5	16.0	55.0	0.20	0.85	24.0	27.0	35.0
051301	1-20	M20x1.5	10	15.5	14.5	21.0	55.0	0.20	1.25	27.0	31.0	35.0
051302	2-25	M25x1.5	10	20.2	20.5	27.0	60.0	0.20	1.25	35.0	40.0	50.0
051303	3-32	M32x1.5	10	26.5	26.5	33.5	65.0	0.20	1.40	42.0	48.0	70.0
051304	4-40	M40x1.5	15	34.5	33.0	43.0	65.0	0.30	1.40	52.0	60.0	90.0
051305	5-50	M50x1.5	15	44.5	42.5	52.5	75.0	0.40	1.40	65.0	75.0	100.0
051306	6-63	M63x1.5	15	57.0	52.5	65.5	85.0	0.40	1.50	82.0	94.0	120.0
051307	7-75	M75x1.5	15	68.0	65.5	78.0	105.0	0.40	1.50	96.0	110.0	120.0
051308	8-80	M80x2.0	20	74.0	78.0	82.0	125.0	2.50	1.60	96.0	110.0	120.0
051309	9-90	M90x2.0	20	82.0	82.0	91.0	145.0	3.00	1.60	110.0	125.0	120.0

All dimensions are in mm.

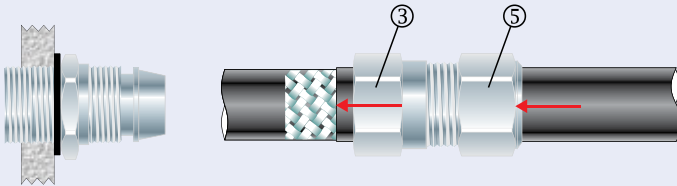
CX/CZ Captive Component Gland™



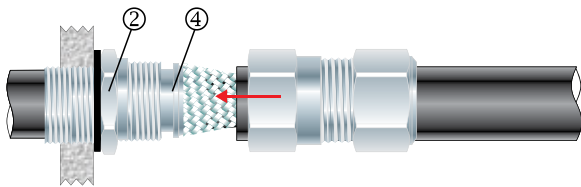
1. Cut back the cable outer sheath to expose the braid to a length not more than the outer nut ⑤.




2. To maintain IP66 ensure the gasket ① is in place. Screw the inner ② into apparatus. Tighten the inner ② to installation torque using a CCG Spanner ⑦. If apparatus is untapped use a locknut.



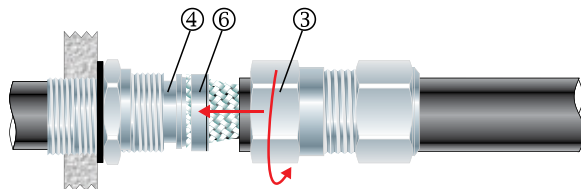
3. Pass the cable end through the outer nut ⑤ and the body ③.



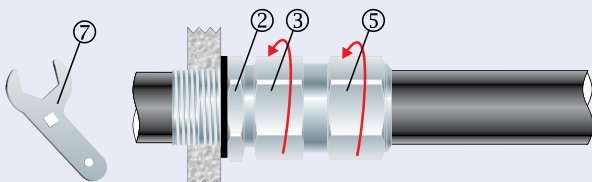
4. Pass cable end through inner ②. Splay the braid over the cone ④.



5. Tighten the body ③ onto the inner ② to lock the cone ring ⑥ onto the cone ④.



6. Unscrew body ③. Check that the braid has locked between the cone ④ and the cone ring ⑥. (O-Ring on the cone ring ⑥ is sacrificial).



7. Tighten the body ③ into inner ② to installation torque using a CCG Spanner ⑦. Tighten the outer nut ⑤ to produce a moisture proof seal by turning till the seal makes contact with the outer sheath of cable and then turn one full turn.